

SUBMERSIBLE DRAINAGE PUMPS

Model Numbers: DT37KZ, DT37KZN, DT55KZ, DT55KZN, DT75KZ, DT75KZN, DT110KZ, DT110KZN, DT150KZ, DT150KZN, DT220KZ, DT220KZN

DEPEND ON
DAVEY

WATER PRODUCTS



SUMP PUMPS

PRODUCT DESCRIPTION

KZ and KZN models are heavy duty, top discharge, dewatering pumps designed for very dirty water and farm wastes. KZN models have heavy duty inlet agitators and are suitable for pumping sludge and slurries.

APPLICATIONS

- Ground & nuisance water removal
- Drainage from dams, sewer systems, tunnels, river improvement projects & construction sites
- Pumping of muddy liquid generated from industrial projects

FEATURES & BENEFITS

Corrosion resistant 410 stainless steel shaft and stainless steel shaft sleeve

- Long service life
- Impact resistant and long lasting
- Easily replaceable shaft sleeves save on shaft wear

Multivane, semi-open, wear resistant, high chrome impeller

- Ability to handle abrasive solid concentrations up to 70% by weight

KZN models have a heavy duty high chrome agitator

- Keeps the flow chamber and impeller clear by causing the solids to move in suspension, preventing the pump from clogging

Double silicon carbide mechanical seals

- Abrasion resistant
- Located in separate oil chamber to protect the motor
- Added protection of a heavy duty lip seal

Top discharge with a motor water jacket

- Slimline design reduces the chance of damage to the outlet in transit
- Allows for pumping within inches of the bottom, without risk of overheating

Hardened ductile iron volute

- Cast with extra thick walls (300 Brinnell hardness) is twice as abrasive resistant as standard ductile cast iron, which ensures greater durability

Replaceable wear plate

- Hardened surface on suction side inhibits the occurrence of erosion that could cause a reduction in pump performance

Large open strainer

- Protects from larger solids entering the pump

Lifting rings

- For easy lifting and transportation of the pump

OPERATING LIMITS

Capacities to: 6500lpm
(390m³/hr)

Max. total head 35m

Max. submergence 15m

Max. water temperature +40°C

Suitable fluids
Water containing soft solids and/or hard solids in suspension, up to 70% by weight. Some wear should be expected with hard solid pumping. Not suitable for explosive or flammable materials or fluids.

TECHNICAL SPECIFICATIONS

ELECTRICAL DATA

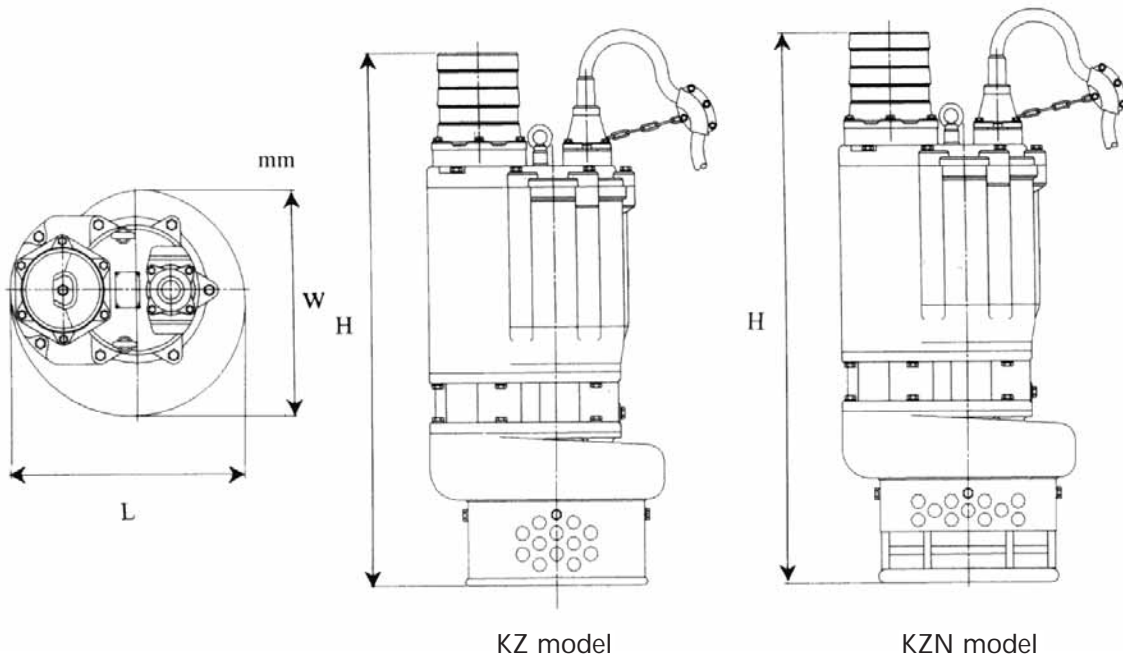
Supply voltage / Hz	380-415V/50Hz					
Cable length (m)	15m					
Speed (rpm)	1450					
Insulation class	H					
IP rating	x8					
Starting	DOL					
Motor kW size (P ₂)	3.7	5.5	7.5	11	15	22
Input kW (P ₁)	4.4	6.9	9.75	14.0	17.6	26.4
Start Amps	50	63	73	103	134	182
Run Amps	8	11.5	15.7	29.9	36.5	45.5

MATERIALS OF CONSTRUCTION

PART	MATERIAL
Motor Top & Shell	FC200 cast iron
Pump body	FCD450 hardened ductile iron
Suction cover	High (23%) chrome iron
Agitator (KZN)	High (23%) chrome iron
Discharge outlet	FC200 cast iron
Strainer	Steel
Impeller	High (23%) chrome iron
Lip seal	Nitrile
Mechanical seals	Dual silicone carbide
Seal & bottom bearing housing	FC200 cast iron
Fasteners & plugs	304SS
Power supply leads	HO7RNF

DIMENSIONS

Pump Models		Motor (P ₂) (kW / HP)	Discharge Port	Maximum Solids (mm)	Weight (kg)	L	W	H KZ/KZN
KZ	KZN							
DT37KZ	DT37KZN	3.7 / 5	3"	20	130	420	410	790/820
DT55KZ-H	DT55KZN-H	5.5 / 7.5	3"	25	150	420	410	790/820
DT55KZ	DT55KZN	5.5 / 7.5	4"	25	150	420	410	790/820
DT75KZ-H	DT75KZN-H	7.5 / 10	4"	25	180	420	410	820/840
DT75KZ	DT75KZN	7.5 / 10	4"	25	180	420	410	820/840
DT110KZ-H	DT110KZN-H	11 / 15	4"	35	245	565	485	950/1100
DT110KZ	DT110KZN	11 / 15	6"	35	245	565	485	950/1100
DT150KZ	DT150KZN	15 / 20	6"	35	265	565	485	950/1100
DT150KZ-L	DT150KZN-L	15 / 20	6"	35	265	565	485	950/1100
DT220KZ	DT220KZN	22 / 30	8"	35	410	578	543	1280/1325
DT220KZ-L	DT220KZN-L	22 / 30	8"	35	410	578	543	1280/1325

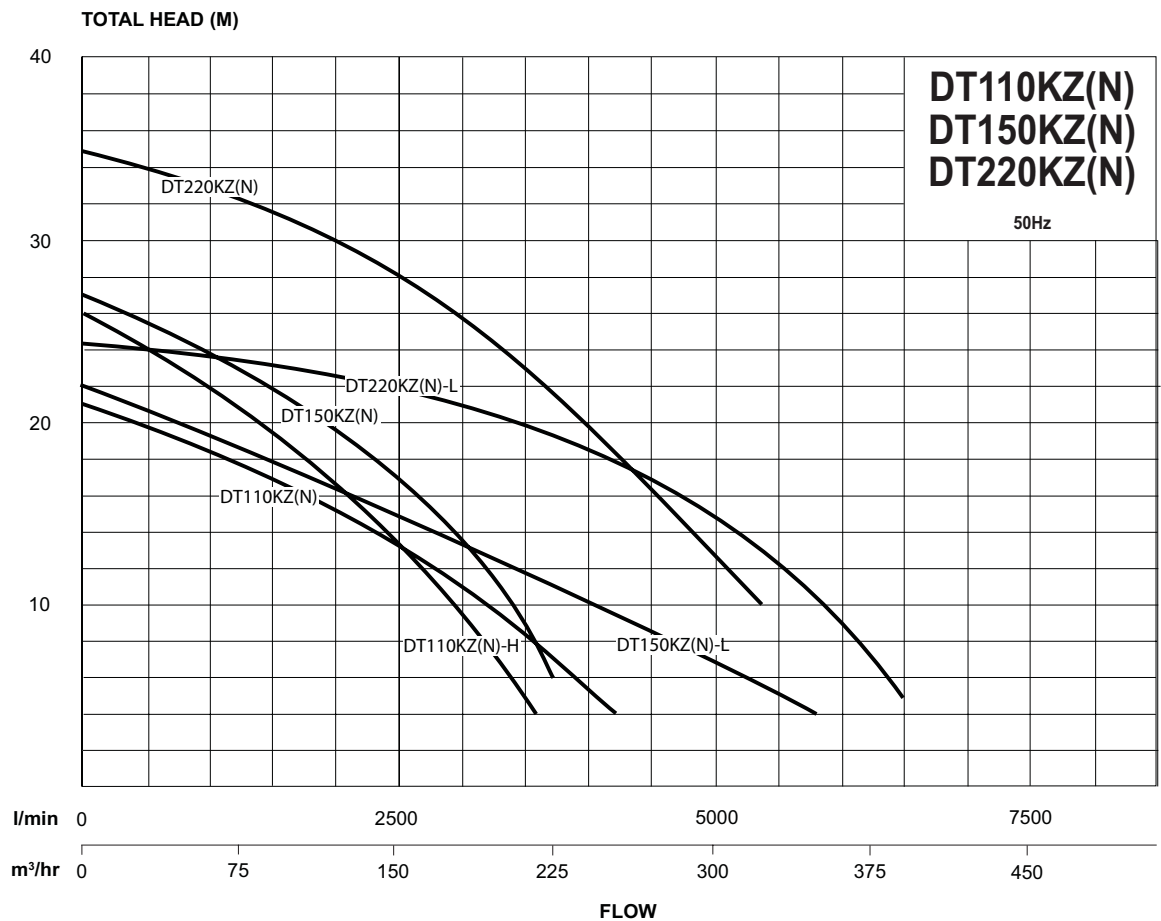
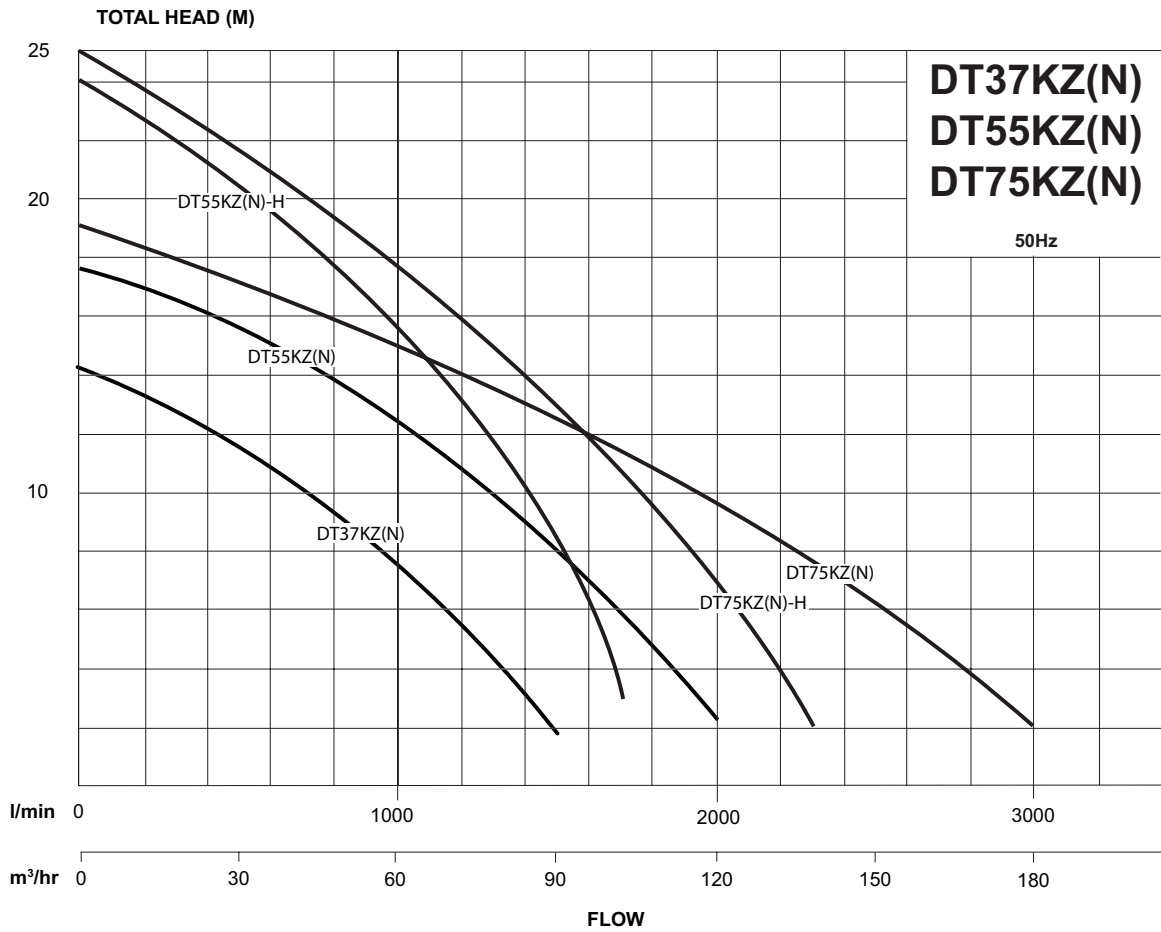


KZ model

KZN model

TECHNICAL SPECIFICATIONS

HYDRAULIC PERFORMANCE



This literature is not a complete guide to product usage. Further information is available from your Davey dealer, Davey Customer Service Centre and from the relevant product Installation and Operating Instructions. This data sheet must be read in conjunction with the relevant product Installation and Operating Instructions and all applicable statutory requirements. Product specifications may change without notice.
© Davey is a registered trademark of Davey Water Products Pty Ltd. © Davey Water Products Pty Ltd 2007.



Visit Davey on-line for further information
davey.com.au

DEPEND ON
DAVEY

WATER PRODUCTS

Davey Water Products Pty Ltd

Member of the GUD Group
ABN 18 066 327 517
Head Office and Manufacturing
6 Lakeview Drive,
Scoresby, Australia 3179
Ph: +61 3 9730 9222
Fax: +61 3 9753 4100
Website: davey.com.au
Customer Service Centre
Ph: 1300 367 866
Fax: 1300 369 119
E-mail: sales@davey.com.au
Interstate Offices
Sydney • Brisbane • Adelaide
Perth • Townsville

International
6 Lakeview Drive,
Scoresby, Australia 3179
Ph: +61 3 9730 9121
Fax: +61 3 9753 4248
E-mail: export@davey.com.au

Germany
Kantstrasse 53,
04275 Leipzig
Ph: +49 341 301 0412
Fax: +49 341 301 0413
E-mail: akrenz@daveyeurope.com

New Zealand
2 Rothwell Avenue,
North Harbour, Auckland 1067
Ph: +64 9 914 3680
Fax: +64 9 914 3685
Website: daveynz.co.nz
E-mail: sales@daveynz.co.nz

USA - Davey Pumps Inc.
1005 N. Commons Drive
Aurora, Illinois 60504
Ph: +1 630 898 6976
Fax: +1 630 851 7744
Website: daveyusa.com
E-mail: sales@daveyusa.com